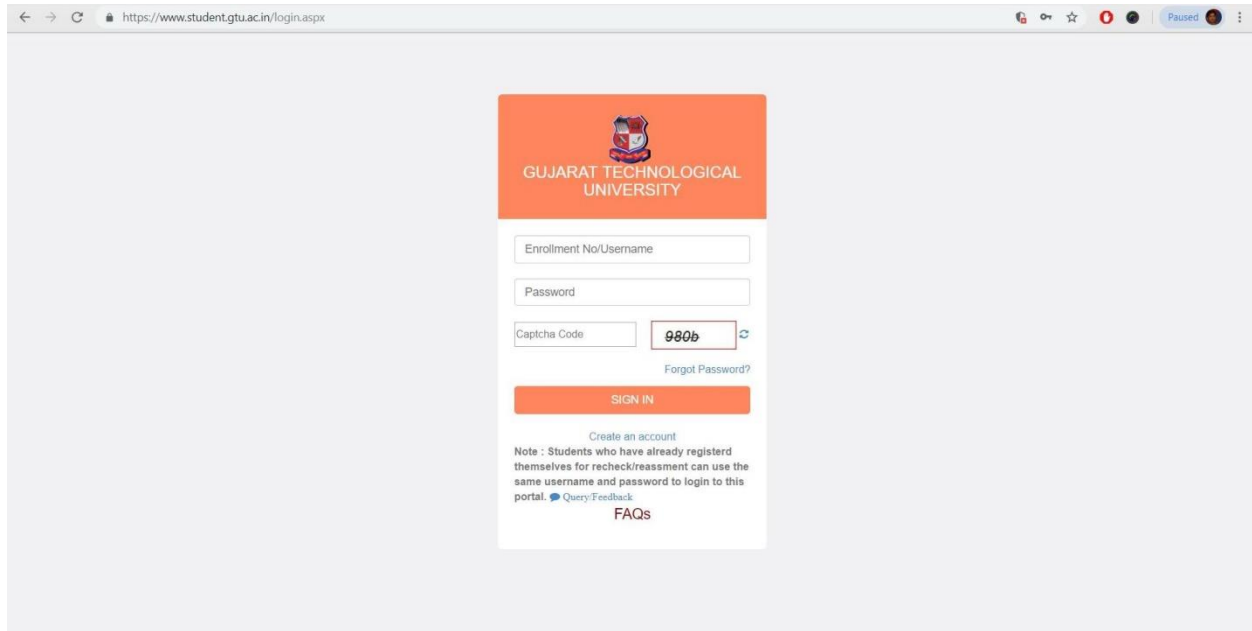


# Exam form E-payment (Student)

## Part: 3 Student Portal

Step: 1

Click on <https://www.student.gtu.ac.in/> and login with credential (if first time users then have to register in the application, in case of any issue in login kindly refers FAQs)



GUJARAT TECHNOLOGICAL UNIVERSITY

Enrollment No/Username

Password

Captcha Code 980b

Forgot Password?

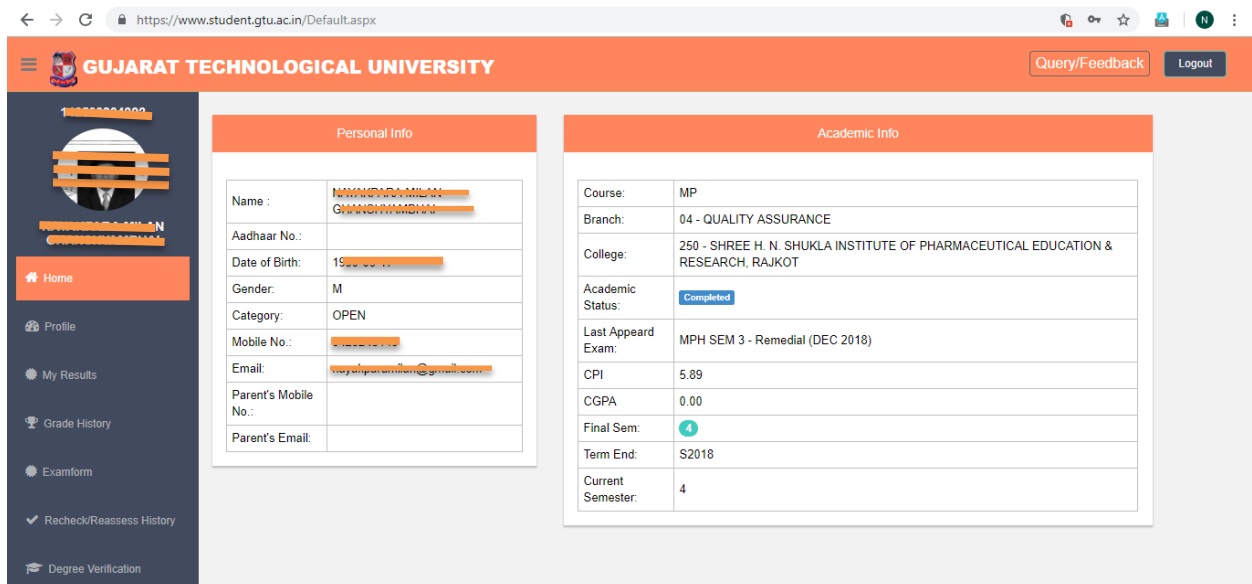
SIGN IN

Create an account

Note : Students who have already registered themselves for recheck/reassment can use the same username and password to login to this portal. [Query/Feedback](#)

FAQs

Step: 2 Dash Board



GUJARAT TECHNOLOGICAL UNIVERSITY

Query/Feedback Logout

Personal Info

Name :	XXXXXXXXXXXX XXXXXXXXXXXX
Aadhaar No.:	
Date of Birth:	15/01/2000
Gender:	M
Category:	OPEN
Mobile No.:	9876543210
Email:	xxxxxx@gtu.ac.in
Parent's Mobile No.:	
Parent's Email:	

Academic Info

Course:	MP
Branch:	04 - QUALITY ASSURANCE
College:	250 - SHREE H. N. SHUKLA INSTITUTE OF PHARMACEUTICAL EDUCATION & RESEARCH, RAJKOT
Academic Status:	Completed
Last Appeared Exam:	MPH SEM 3 - Remedial (DEC 2018)
CPI:	5.89
CGPA:	0.00
Final Sem:	4
Term End:	S2018
Current Semester:	4

Home

Profile

My Results

Grade History

Examform

Recheck/Reassess History

Degree Verification

# Exam form E-payment (Student)

## Step: 3

Click on Exam form as shown in left menu.

To see exam form status (Approve OR Not Approved), If exam form status is pending then check exam form status after institute end date as shown in image.

The screenshot shows the Gujarat Technological University Exam Form Dashboard. The main table displays the following data:

Sr.No	Detail	Sem	Exam Form Status (By Institute)	Payment Last Date(For Student)	Payment Date	GTU Reference No.	Transaction ID	Paid Amount	Payment Status	Action
1	MP LESS 50 WINTER EXAMINATION-2018 Subjects: 930001,930104	3	Pending	11 Mar 2019 to 12 Mar 2019						

Below the main table is the 'Exam form submission schedule' table:

Sr.No	Exam Name	Institute End Date	Phase	Start Date	End Date	Penalty Amount
1	MP - SEM 4 SUMMER EXAMINATION-2019	2019-03-11	Phase-1	2019-03-05	2019-03-12	0

Note:  
Pending: Kindly check exam form status after institute end date.  
Rejected: Your institute has rejected your exam form. Contact your institute for further process.  
Approved: Your institute has approved your exam form. You can pay fee to complete process.  
Before generation of hall-ticket the university will verify all parameters for eligibility to appear in exam. In case of any dispute, university has rights to cancel the exam form and fee will refund to

**(Pending)**

If exam form status is rejected, for exam form kindly contact to institute

The screenshot shows the Gujarat Technological University Exam Form Dashboard with the status changed to 'Rejected'.

Sr.No	Detail	Sem	Exam Form Status (By Institute)	Payment Last Date(For Student)	Payment Date	GTU Reference No.	Transaction ID	Paid Amount	Payment Status	Action
1	MP LESS 50 WINTER EXAMINATION-2018 Subjects: 930001,930104	3	Rejected	10 Mar 2019 to 12 Mar 2019						

Below the main table is the 'Exam form submission schedule' table:

Sr.No	Exam Name	Institute End Date	Phase	Start Date	End Date	Penalty Amount
1	MP - SEM 4 SUMMER EXAMINATION-2019	2019-03-10	Phase-1	2019-03-05	2019-03-12	0

Note:  
Pending: Kindly check exam form status after institute end date.  
Rejected: Your institute has rejected your exam form. Contact your institute for further process.  
Approved: Your institute has approved your exam form. You can pay fee to complete process.  
Before generation of hall-ticket the university will verify all parameters for eligibility to appear in exam. In case of any dispute, university has rights to cancel the exam form and fee will refund to

**(Rejected)**

# Exam form E-payment (Student)

GUJARAT TECHNOLOGICAL UNIVERSITY

Exam Form Dashboard

Sr.No	Detail	Sem	Exam Form Status (By Institute)	Payment Last Date (For Student)	Payment Date	GTU Reference No.	Transaction ID	Paid Amount	Payment Status	Action
1	MC Remedial Winter Examination-2018 Subjects: 610003,610001	1	Approved	10 Mar 2019 to 12 Mar 2019						<a href="#">Detail</a>
2	MC Remedial Winter Examination-2018 Subjects: 620001,620005,620006,620007	2	Approved	10 Mar 2019 to 12 Mar 2019						<a href="#">Detail</a>
3	MC - SEM 3 REGULAR WINTER EXAMINATION-2018 Subjects: 4639302,4639303,4639304,4639305,4639301	3	Approved	10 Mar 2019 to 12 Mar 2019						<a href="#">Detail</a>

Exam form submission schedule

Sr.No	Exam Name	Institute End Date	Phase	Start Date	End Date	Penalty Amount
1	MP - SEM 4 SUMMER EXAMINATION-2019	2019-03-10	Phase-1	2019-03-05	2019-03-12	0

**(Approved)**

## Step: 4

After clicking on detail it display details of subject and total fees to be paid by student for each semester and then click on Pay Fees Button to make payment for exam form

GUJARAT TECHNOLOGICAL UNIVERSITY

Exam Form Dashboard

Sr.No	Detail	Sem	Exam Form Status (By Institute)	Payment Last Date (For Student)	Payment Date	GTU Reference No.	Transaction ID	Paid Amount	Payment Status	Action
1	MP LESS 50 WINTER EXAMINATION-2018 Subjects: 930001,930104,930204	3	Approved	10 Mar 2019 to 12 Mar 2019	08 Mar 2019					<a href="#">Detail</a>

Exam form submission schedule

Sr.No	Exam Name	Institute End Date	Phase	Start Date	End Date	Penalty Amount
1	MP - SEM 4 SUMMER EXAMINATION-2019	2019-03-10	Phase-1	2019-03-05	2019-03-12	0

Note:  
 Pending: Kindly check exam form status after institute end date.  
 Rejected: Your institute has rejected your exam form. Contact your institute for further process.  
 Approved: Your institute has approved your exam form. You can pay fee to complete process  
 Before generation of hall-ticket the university will verify all parameters for eligibility to appear in exam. in case of any dispute, university has rights to cancel the exam form and fee will refund to

# Exam form E-payment (Student)

For Regular and Remedial student kindly click on pay fees button for payment.

The screenshot shows the 'Exam Form Payment' page for a regular student. The page header includes the university logo and name, along with 'Query/Feedback' and 'Logout' buttons. A sidebar on the left contains navigation options: Home, Profile, My Results, Grade History, Recheck/Reassess History, Degree Verification, and Marksheet Tracker. The main content area features a table with the following data:

Sr.No	Exam	Subjects	E	M	I	V	Sem
1	MC Remedial Winter Examination-2018	610001 - Fundamentals of Programming	Y				1
2	MC Remedial Winter Examination-2018	610003 - Discrete Mathematics For Computer Science	Y				1

Below the table, the following amounts are displayed:

- Exam Form Amount : 250
- Penalty Amount : 1500
- Total Payable Amount : 1750

At the bottom, there are two buttons: 'Previous' and 'Pay Fees' (highlighted with a red circle).

For less 50 students kindly select **subject** as shown in detail and then click on pay fees button for payment.

The screenshot shows the 'Exam Form Payment' page for a 'less 50' student. The layout is similar to the previous page, but the table includes a 'Select Subject' column with checkboxes. The table data is as follows:

Sr.No	Exam	Subjects	E	M	I	V	Sem	Select Subject
1	MP LESS 50 WINTER EXAMINATION-2018	930001 - Experimental Design And Patents	Y				3	<input type="checkbox"/>
2	MP LESS 50 WINTER EXAMINATION-2018	930104 - Validation And Product Development	Y				3	<input type="checkbox"/>
3	MP LESS 50 WINTER EXAMINATION-2018	930204 - Introduction to Dissertation	Y				3	<input type="checkbox"/>

Below the table, the following amounts are displayed:

- Exam Form Amount :
- Penalty Amount :
- Total Payable Amount :

At the bottom, there are two buttons: 'Previous' and 'Pay Fees' (highlighted with a red circle).

# Exam form E-payment (Student)

Step: 5

Confirm payment detail & Click on Pay now

The screenshot shows a web browser window with the URL <https://www.epay.gtu.ac.in/PayRequest.aspx?enc=zbrwJK26FbjA90luXNly7RwR5y0sE1sqCRw6FtvGo8lfi0XhfEoeDgeL62tjXcnVc5jJDOFhEX1sC0vKaxsXoll6urlCnw6Fhp/Vjz5cl24l1epdnsG...>. The page header displays the Gujarat Technological University logo and name. The main content area is titled "Payment Details" and contains the following information:

- Enrollment No/Application Id : 115020693179
- Name : SINOJIYA PRIYA GIRISHBHAI
- Session/Year : 2019
- Amount : 2
- Payment For Exam Form
- The above entered details are correct.

At the bottom of the details box, there is a prominent blue "Pay Now" button and a smaller "Cancel" link.

Below the payment details box, the footer text reads: "Gujarat Technological University Nr.Vishwakarma Government Engineering College Nr.Visat Three Roads, Visat - Gandhinagar Highway Chandkheda, Ahmedabad - 382424 - Gujarat."

Step: 6

Kindly choose respective option to make payment

The screenshot shows the SBIePay payment gateway interface. The URL is <https://www.sbiepay.com/secure/AggregatorHostedListener#no-back-button>. The page features the SBIePay logo and the Gujarat Technological University logo with the tagline "INTERNATIONAL INNOVATIVE UNIVERSITY".

The "Payment Details" section is active, showing two options: "Debit/Credit Card" (selected) and "Internet Banking". The "Debit/Credit Card" option prompts the user to "Please enter your card details" and includes the following fields:

- Card Number (with VISA, MasterCard, and RuPay logos)
- Expiry Date/Valid Thru (Month and Year dropdowns)
- CVV/CVC 4-DBC (with a refresh icon)
- Name of the card holder (Name as on card)

A yellow "Pay Now" button and a "Cancel" link are located at the bottom of the card details section.

The "Order Summary" section on the right displays the following information:

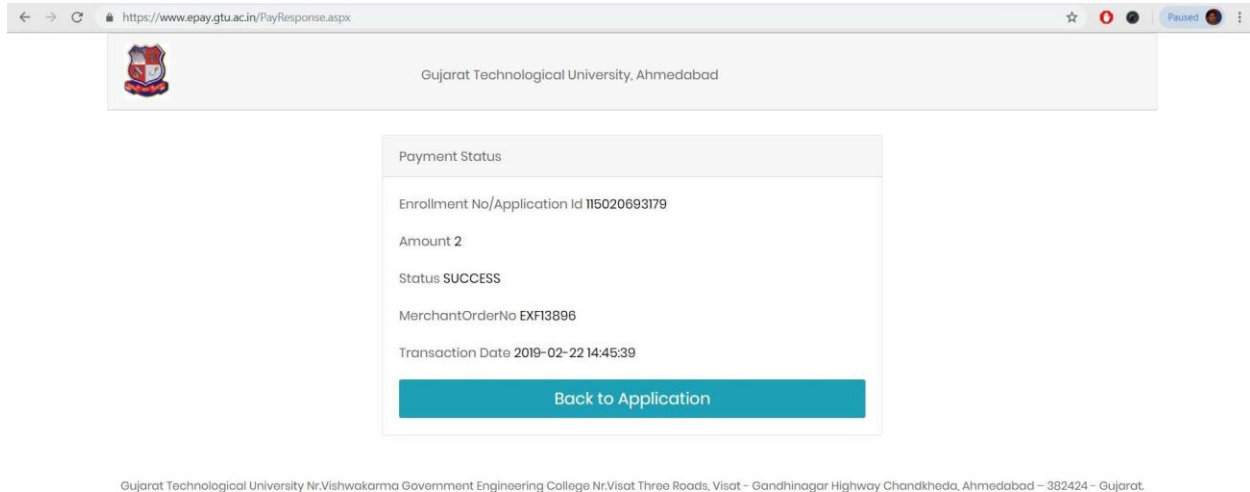
- Order No.: EXF13896
- Merchant Name: Gujarat Technological University
- Amount: 2.00
- Processing fee:
- GST:
- Total:

At the bottom of the page, there are logos for MasterCard, Verified by Visa, and Symantec.

# Exam form E-payment (Student)

## Step: 7

After successful payment student get below message as shown in image and then click on "back to application" button to download student exam form



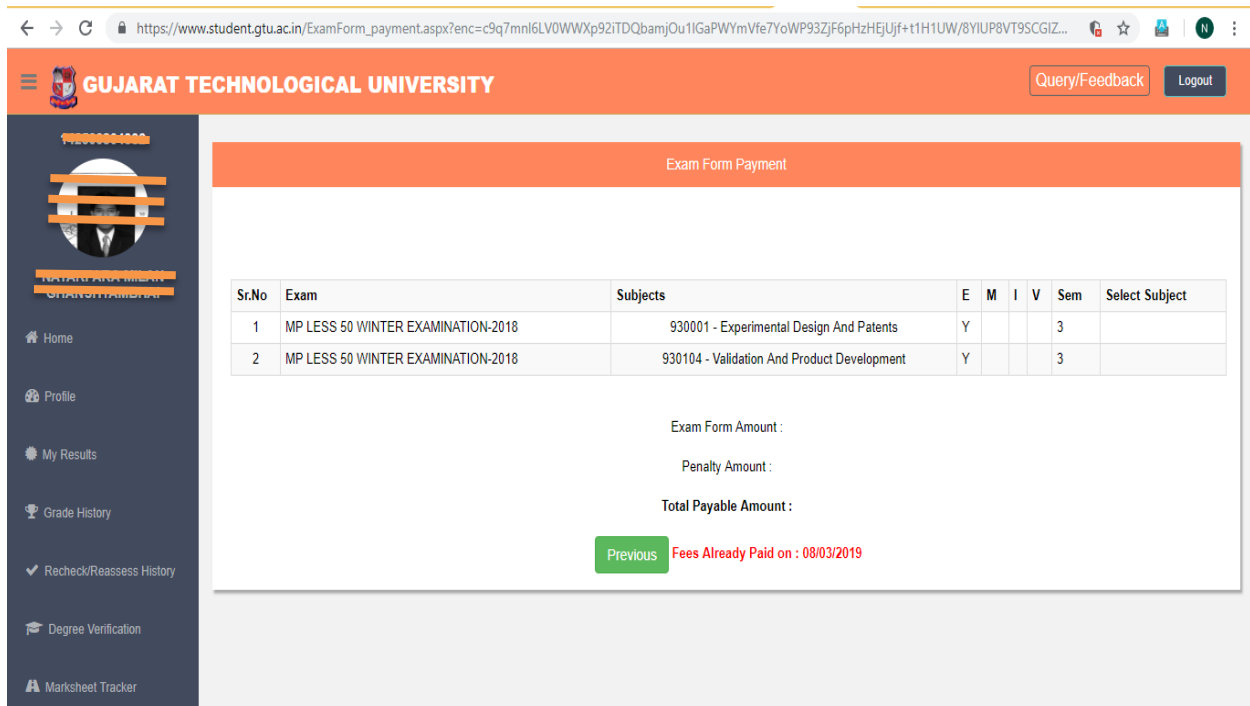
The screenshot shows a web browser window with the URL <https://www.epay.gtu.ac.in/PayResponse.aspx>. The page header includes the Gujarat Technological University logo and the text "Gujarat Technological University, Ahmedabad". The main content area displays the following payment status information:

- Payment Status
- Enrollment No/Application Id 115020693179
- Amount 2
- Status SUCCESS
- MerchantOrderNo EXF13896
- Transaction Date 2019-02-22 14:45:39

A prominent blue button labeled "Back to Application" is located at the bottom of the payment status box. At the very bottom of the page, the address "Gujarat Technological University Nr.Vishwakarma Government Engineering College Nr.Visat Three Roads, Visat - Gandhinagar Highway Chandkheda, Ahmedabad - 382424 - Gujarat." is visible.

## Step: 8

### Payment status for student



The screenshot shows the student portal interface for Gujarat Technological University. The header includes the university logo, name, and navigation links for "Query/Feedback" and "Logout". The main content area is titled "Exam Form Payment" and contains a table with the following data:

Sr.No	Exam	Subjects	E	M	I	V	Sem	Select Subject
1	MP LESS 50 WINTER EXAMINATION-2018	930001 - Experimental Design And Patents	Y				3	
2	MP LESS 50 WINTER EXAMINATION-2018	930104 - Validation And Product Development	Y				3	

Below the table, the following amounts are displayed:

- Exam Form Amount :
- Penalty Amount :
- Total Payable Amount :

A green button labeled "Previous" is located below the amounts, followed by the text "Fees Already Paid on : 08/03/2019". A sidebar on the left contains navigation links: Home, Profile, My Results, Grade History, Recheck/Reassess History, Degree Verification, and Marksheet Tracker.

# Exam form E-payment (Student)

Step: 9

Download exam form.

← → ↻ https://www.student.gtu.ac.in/Examform.aspx

**GUJARAT TECHNOLOGICAL UNIVERSITY** Query/Feedback Logout

### Exam Form Dashboard

Sr.No	Detail	Sem	Exam Form Status (By Institute)	Payment Last Date(For Student)	Payment Date	GTU Reference No.	Transaction ID	Paid Amount	Payment Status	Action
1	MP LESS 50 WINTER EXAMINATION-2018 Subjects: 930001,930104	3	Approved	10 Mar 2019 to 12 Mar 2019	08 Mar 2019	EXF15996	IGAF0UVUR4	2	SUCCESS	<a href="#">Detail</a>

### Exam form submission schedule

Sr.No	Exam Name	Institute End Date	Phase	Start Date	End Date	Penalty Amount
1	MP - SEM 4 SUMMER EXAMINATION-2019	2019-03-10	Phase-1	2019-03-05	2019-03-12	0

Note:  
Pending: Kindly check exam form status after institute end date.  
Rejected: Your institute has rejected your exam form. Contact your institute for further process.  
Approved: Your institute has approved your exam form. You can pay fee to complete process.  
Before generation of hall-ticket the university will verify all parameters for eligibility to appear in exam. In case of any dispute, university has rights to cancel the exam form and fee will refund to

← → ↻ File | C:/Users/GTU/Downloads/MPLESS50WINTEREXAMINATION-2018\_142500804002%20(4).pdf

MPLESS50WINTEREXAMINATION-2018\_142500804002 (4).pdf 1 / 1

Print Date & Time : 11-March-2019 11:10:10PM

**GUJARAT TECHNOLOGICAL UNIVERSITY**  
Payment Receipt of Exam Form  
MP LESS 50 WINTER EXAMINATION-2018

Name:	[REDACTED]		
Enrollment:	[REDACTED]		
Institute:	09	SHREE H. N. SHUKLA INSTITUTE OF PHARMACEUTICAL EDUCATION & RESEARCH, BILIMOT	Old Enrollment: [REDACTED]
Branch:	04	QUALITY ASSURANCE	
Code (E M 10):	Subject name	Code (E M 10):	Subject name
930001(Y)-1	Experimental Design And Patents		
930104(Y)-1	Validation And Product Development		

**Payment Details**

GTU Transaction No.:	EXF15996
Bank Transaction No.:	IGAF0UVUR4
Paid Amount:	Rs. 2
Transaction Date:	18/03/2019 11:50:54 AM

Note: Eligible for appearing in exam. Subject to student's banking (including intermediate previous semester and other GTU) terms. Exam form will be cancelled. This is general document created on computerized system and may not be liable for further verification. Before generation of hall-ticket the university will verify all parameters for eligibility to appear in exam. In case of any dispute, university has rights to cancel the exam form and fee will refund to the student. Examination hall ticket and hallmarks from your respective institute only.

## Exam form E-payment (Student)

---

### Note

- Pending: Kindly check exam form status after institute end date.
- Rejected: Your institute has rejected your exam form. Contact your institute for further process.
- Approved: Your institute has approved your exam form. You can pay fee to complete process.
- Eligible for appearing in exam - Subject to student's backlog  $\leq 4$  excluding immediate previous semester and other GTU norms. Else form will be cancelled.
- This is student payment receipt, do not submit to institute. Keep it with you for further reference.
- Before generation of hall-ticket the university will verify all parameters for eligibility to appear in exam, in case of any dispute, university has rights to cancel the exam form and fee will refund to your account.
- Examination hall-ticket will distribute from your respected institute only.

